

Doctor Name: \_\_\_\_\_

Patient Name: \_\_\_\_\_

Age: \_\_\_\_\_  Male  Female Order# \_\_\_\_\_



Dental Laboratory, Inc.

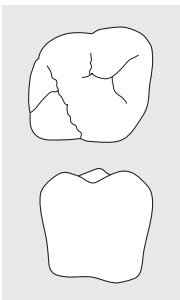
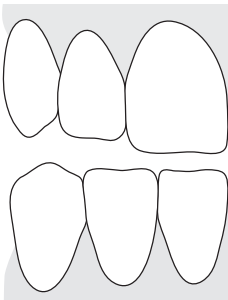
657 Camino De Los Mares, Suite 240  
 San Clemente, CA 92673  
 P 949.240.2342 • F 949.240.2344  
 800.444.7914 • www.smtdentallab.com

Laboratory Work Order

Shade \_\_\_\_\_

Value

- High
- 
- 
- 
- Low



Occlusal Staining

- None  Light  Medium  Dark

### Aesthetic Information

Photographs

- Old  New

Alignment

- Yes  No

Appearance

- Youth  Adult  Mature

Texture

- Coarse  Semi Gloss  Smooth Gloss

Tooth Type

- Ovoid  Triangular  Square



### Restoration

- Diagnostic Wax Up
- Kavo Everest Temp Long Term
- Kavo Everest Zirconia
- Kavo Everest E-Max
- Kavo Everest Ti Full Crown
- Porcelain to Titanium
- Composite to Titanium
- Kavo Everest Press Zirconium
- IPS Empress Aesthetic
- E-Max Press Ceramic
- Feldspathic Veneer
- Estenia Composite
- PFM: High Fuse - Low Fuse
- Type of Gold: SP WG YG
- Post: Metal or Ceramic
- Gold Crown/Inlay/Onlay
- Implant (describe below)
- Implant Brand: \_\_\_\_\_
- Try In
- Bisque Bake
- Call for Discussion
- Other: \_\_\_\_\_

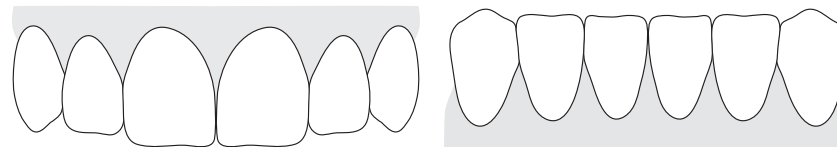
Rx

Tooth Number

Dentist's Signature: \_\_\_\_\_ License Number: \_\_\_\_\_ Date: / /




### Modifications

Gingival Embrasures:  Closed  Open



### Design





Anteriors

- No Collar   Regular   Metal Ling. 

Posteriors

- No Collar   Regular   Metal Occ.   Full Metal Occ. 

Pontics

-       
- Metal Margin  Hairline or \_\_\_\_mm  Metal-Porcelain Junction Margin  Porcelain Butt Margin

Occlusal Contact

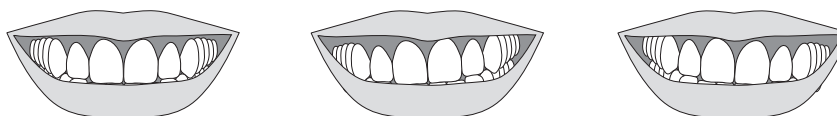
- Normal  Light  Heavy

Adjacent Contact

- Normal  Light  Heavy

### Horizon

- Parallel  Slanted Right  Slanted Left
- Maintain  Modify  Maintain  Modify



Delivery Date: / /